



TECHNICAL CHARACTERISTICS:

- Microprocessor controller with LCD screen.
- Inverter-modulated air flow according to required output.
- Self-adjusting Dew Point control for process optimisation.
- PID electronic process temperature control
- Daily/Weekly scheduler.
- Regeneration temperature control according to the required dew point.
- Material anti-stress function.
- Modular system.
- Standard/Custom materials database.
- ModBus RTU/TCP interface.

ACCESSORIES:

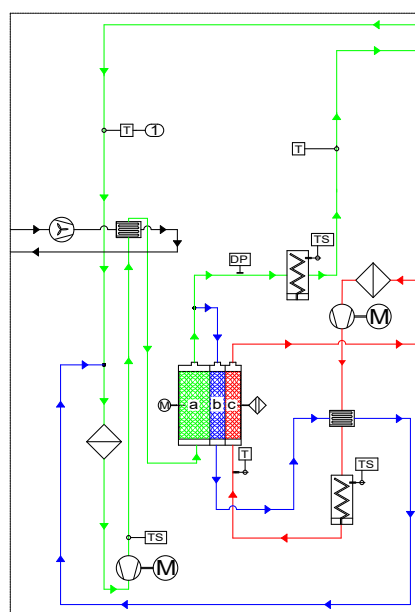
- Misuratore Dew Point.
- Touch screen 7" a colori

The DW Series desiccant dryers with rotor technology offer high performance levels in the drying field and maximum efficiency and operating versatility.

The DW models maintain a constant Dew Point value of between -25°C and -50°C , with flow rates from 40 to 250 m^3/h .

The process temperature can be set to up to 150°C in each hopper.

Available pairing with a wide range of hoppers with capacities of 50 to 600 l.



ADDED VALUE:

• ENERGY EFFICIENCY

Energy consumption represents the main cost during the life cycle of a machine, so the right choice makes for a quick return on the investment and a higher margin on the finished product. The most innovative desiccant dehumidification technology: energy saving and environmental protection.


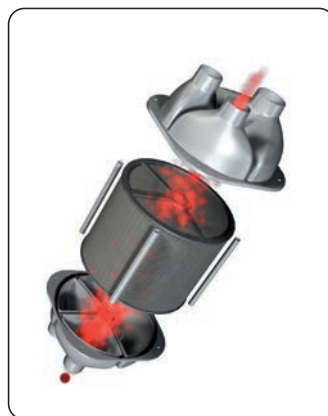
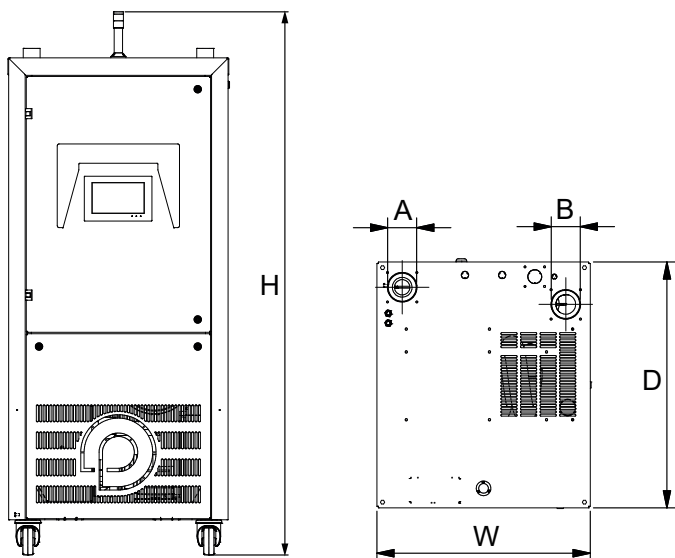
• OPTIMISATION

Easy programming with only two parameters: type of material (selectable from the database) and hourly consumption. It is up and running in just 3 minutes.

Does not require water or compressed air.

• AIR FLOW MANAGEMENT (AFM)

Does not release dust, ideal for the medical and optical fields.



Technical data

	Unit of measure	DW120	DW200	DW250
Air flow rate	m ³ /h	40÷120	70÷200	80÷250
Process temperature	°C	60÷150	60÷150	60÷150
Dew point	°C	-25 ÷ -50	-25 ÷ -50	-25 ÷ -50
Process blower power	kW	0,85	1,3	1,5
Regeneration blower power	kW	0,2	0,4	0,4
Process heating power	kW	2	3,5	5
Regeneration heating power	kW	1,5	2	3,5
Total installed power	kW	4,6	7,2	10,9
Voltage/Frequency	V/Hz	400/50-60	400/50-60	400/50-60
Air connectors (A-B)	mm	Ø50	Ø89	Ø89
Dimensions WxDxH	mm	660x760x1610		
Weight	kg	190	210	220

Couplings with hopper n°	H50	H75	H100	H150	H200	H300	H400	H600
DW120	4	3	2	1	1	-	-	-
DW200	6	4	3	2	2	1	1	
DW250	-	8	6	4	3	2	1	1